



CITY *of* CALABASAS

**PUBLIC SAFETY COMMISSION  
REGULAR MEETING  
MONDAY, OCTOBER 27, 2025, 6:00 P.M.  
COUNCIL CHAMBERS**

**100 CIVIC CENTER WAY, CALABASAS, CA 91302**

**CALL TO ORDER – 6:00 P.M.**

**PLEDGE OF ALLEGIANCE**

**ROLL CALL**

**APPROVAL OF AGENDA**

**PRESENTATIONS**

1. **Sheriff's Department Report** (Deputy Mason DeMatteo)
2. **California Highway Patrol Report** (Officer Cody Sturges)
3. **Fire Department Report** (Assistant Chief Drew Smith)

**COMMISSION ANNOUNCEMENTS**

**PUBLIC COMMENTS**

At this time the public may address the Commission on any matter that is within the subject matter jurisdiction of the Commission. The public will also be given an opportunity to comment on matters which are on the posted agenda during Commission deliberation on those specific matters.

**CONSENT CALENDAR**

All matters listed on the Consent Calendar are to be approved with one motion. Items may be removed from the Consent Calendar for individual consideration. Removed items will be considered immediately following approval of the Consent Calendar.

4. **Meeting Minutes**  
Recommendation: Approve the July, 28, 2025 Regular Meeting Minutes.

**CONTINUED BUSINESS – NONE**

**VERBAL REPORTS**

5. **Distracted Driving Campaign** (Lauren Weintraub, Student Commissioner)

**6. Public Safety and Emergency Preparedness Report (Michael Dyer and Sonia Castro)**

**ADJOURN**

This agenda was posted in accordance with applicable legal requirements. Regular and adjourned regular meeting agendas may be amended up to 72 hours in advance of the meeting; Special meeting agendas may be posted 24 hours in advance of the meeting.

Posted: October 24, 2025



CITY of CALABASAS

**PUBLIC SAFETY COMMISSION AGENDA REPORT**

---

**DATE:** OCTOBER 24, 2025

**TO:** MEMBERS OF THE PUBLIC SAFETY COMMISSION

**FROM:** SONIA CASTRO, PUBLIC SAFETY AND EMERGENCY PREPAREDNESS  
COORDINATOR  
MICHAEL W. DYER, PUBLIC SAFETY AND EMERGENCY PREPAREDNESS  
MANAGER

**SUBJECT:** LOS ANGELES COUNTY SHERIFF'S DEPARTMENT REPORT

**MEETING**  
**DATE:** OCTOBER 27, 2025

---

**UPDATE:**

The Los Angeles County Sheriff's Department, Malibu/Lost Hills Station representative will present crime statistics and arrest data for the City of Calabasas covering the period from July to September 2025.

**ATTACHMENTS:** SD Report (7/2025)  
SD Report (8/2025)  
SD Report (9/2025)



# OFFICE OF THE SHERIFF


COUNTY OF LOS ANGELES

HALL OF JUSTICE

ROBERT G. LUNA, SHERIFF



Kindon Meik, City Manager  
City of Calabasas  
100 Civic Center Way  
Calabasas, California 91302



Dear Mr. Meik:

Attached are the year-to-date statistics for July 2025 for Calabasas.

#### Noteworthy incidents

- Multiple AT&T copper wire thefts occurred along Mulholland Highway.
- A residential burglary occurred on Park Madrid.
- A vehicle burglary occurred at the Calabasas Country Club.
- A DUI arrest occurred on Lost Hills Road.
- A residential burglary occurred on Dardenne Street.

#### Attachments

Crime Statistics  
Traffic Report  
Transparency Report  
Juvenile Intervention Team Report  
Arrest Statistics

Sincerely,

ROBERT G. LUNA, SHERIFF

Dustin A. Carr, Acting Captain  
Malibu/Lost Hills Sheriff's Station

211 WEST TEMPLE STREET, LOS ANGELES, CALIFORNIA 90012

*A Tradition of Service*  
— Since 1850 —

**CRIME STATISTICS - CALABASAS/JULY 2025**

Part I Crimes	2020		2024		2025		5 YR % CHANGE 2025/2020	1 YR % CHANGE 2025/2024
	YTD Reported Incidents	Total Reported Incidents 2020	YTD Reported Incidents	Total Reported Incidents 2024	July	Total Reported Incidents 2025		
Homicide	0	0	0	0	0	0	NC	NC
Rape	6	6	2	7	0	4	-33%	100.0%
Aggravated Assault	10	19	14	23	4	10	0%	-28.6%
Domestic	4	7	6	8	3	4	0%	-33.3%
Robbery Total	7	14	3	5	1	6	-14%	100.0%
Weapon	2	5	1	1	1	3	50%	200.0%
Strong-Arm	5	9	2	4	0	3	-40%	50.0%
Burglary Total	22	36	47	79	4	38	73%	-19.1%
Residential	16	23	30	51	4	31	94%	3.3%
Business	6	13	17	28	0	7	17%	-58.8%
Larceny Theft	106	184	108	180	18	102	-4%	-5.6%
Grand Theft (\$950+)	11	28	36	61	6	37	236%	2.8%
Vehicle Burglary	31	49	24	43	7	22	-29%	-8.3%
Unlocked Vehicle	34	57	20	23	2	12	-65%	-40.0%
From Locker	0	0	0	0	0	0	NC	NC
From Boat	0	0	0	0	0	0	NC	NC
From Aircraft	0	0	0	0	0	0	NC	NC
Petty Theft	30	50	28	53	3	31	3%	10.7%
Grand Theft Auto	24	35	14	27	1	4	-83%	-71.4%
Arson	1	2	0	3	0	0	-100%	NC
<b>Total Part I Crimes</b>	<b>176</b>	<b>296</b>	<b>188</b>	<b>324</b>	<b>28</b>	<b>164</b>	<b>-7%</b>	<b>-12.8%</b>
Domestic Violence	19	38	28	45	4	17	-11%	-39.3%
Misdemeanor								
Swatting	3	6	2	2	0	1	-67%	-50.0%

## City of Calabasas Sheriff's July 2025 Overview

<b>2024-2025 Cost Summary</b>								
Refer to the signed SH-AD 575 for deployment, current cost and estimated charges.								
<b>Service Compliance Levels</b>								
Fiscal Year to Date	Monthly	YTD		Monthly	YTD		Monthly	YTD
Sworn Minutes Provided	160,062	160,062	Motor Minutes Provided	7,200	7,200	Civilian Minutes Provided	8,991	8,991
Sworn Minutes Scheduled	152,153	152,153	Motor Minutes Scheduled	9,117	9,117	Civilian Minutes Scheduled	7,202	7,202
<b>Sworn Compliance Rate</b>	<b>105.19%</b>	<b>105.19</b>	<b>Motor Compliance Rate</b>	<b>78.97%</b>	<b>78.97%</b>	<b>Civilian Compliance Rate</b>	<b>124.83%</b>	<b>124.83%</b>
<b>Monthly Average Response Times / Arrest &amp; Report Activity</b>								
	Emergent Calls		Priority Calls		Routine Calls			
Response Time (Minutes)	5.5		11		44.2			
Station Avg. Response Time	6.4		13.7		41.5			
County Avg. Response Time	11.1		21		67.4			
Number of Calls for Service	30		67		442			
	Arrests				Reports			
Arrest & Reports Totals	14				146			
Non-Revocable Parole Arrest	0							

Number of Monthly Service Complaints	1
Number of Monthly Personnel Complaints	1
Number of Monthly Commendations	0
Number of Monthly Public Comment Reports	2
Number of Public Contacts (calls & obs.)	(539 & 554) 1,093
Number of Comment Reports to Contact Ratio	.0018
YTD Totals - Public Comment Reports	12
YTD Totals - Public Contacts (calls & obs.)	(6,690 & 7,706) 14,396
YTD Totals - Comment Reports to Contact Ratio	.0008

Service Complaints - Based on issues with Department policy and procedures, laws, and not employee conduct

Personnel Complaints - Based on employee conduct

LOST HILLS

DATE: 08/01/25

	ADULT	JUVENILE	TOTAL	CONTRACT CITIES TOTAL	UNINCORP TOTAL
PART I ARRESTS					
HOMICIDE	0	0	0	0	0
RAPE	0	0	0	0	0
ROBBERY	1	0	1	1	0
ASSAULT AGGRAVATED (FELONIOUS)	11	0	11	7	4
BURGLARY	2	0	2	1	1
THEFT	1	0	1	1	0
GRAND THEFT AUTO	3	0	3	2	1
ARSON	0	0	0	0	0
TOTAL PART I ARRESTS	18	0	18	12	6
PART II ARRESTS					
FORGERY	0	0	0	0	0
FRAUD AND NSF CHECKS	0	0	0	0	0
SEX OFFENSES (FEL)	0	0	0	0	0
SEX OFFENSES (MISD)	0	0	0	0	0
ASSAULT NON-AGGRAVATED (MISD)	6	0	6	6	0
WEAPONS LAWS	9	0	9	6	3
OFFENSES AGAINST FAMILY	0	0	0	0	0
NARCOTICS	15	0	15	13	2
LIQUOR LAWS	0	0	0	0	0
DRUNK	1	0	1	1	0
DISORDERLY CONDUCT	0	0	0	0	0
VAGRANCY	0	0	0	0	0
GAMBLING	0	0	0	0	0
DRUNK DRIVING	12	0	12	12	0
VEHICLE/BOATING LAWS	10	0	10	8	2
VANDALISM	0	0	0	0	0
WARRANTS	11	0	11	10	1
RECEIVING STOLEN PROP	0	0	0	0	0
FEDERAL OFFENSES	0	0	0	0	0
FELONIES MISCELLANEOUS	3	0	3	2	1
MISDEMEANORS, MISCELLANEOUS	9	0	9	6	3
TOTAL PART II ARRESTS	76	0	76	64	12
TOTAL NON-CRIMINAL	0	0	0	0	0
GRAND TOTAL	94	0	94	76	18

ARREST SUMMARY	FELONY		MISDEMEANOR		MALE		FEMALE	
	TOTAL	%	TOTAL	%	TOTAL	%	TOTAL	%
	18	19.1	76	80.9	71	75.5	23	24.5



# OFFICE OF THE SHERIFF

COUNTY OF LOS ANGELES

HALL OF JUSTICE

ROBERT G. LUNA, SHERIFF



Kindon Meik, City Manager  
City of Calabasas  
100 Civic Center Way  
Calabasas, California 91302



Dear Mr. Meik:

Attached are the year-to-date statistics for August 2025 for Calabasas.

### Noteworthy incidents

- Two DUI arrests occurred on Agoura Road.
- A DUI arrest occurred on Las Virgenes Road.
- Two unknown suspects committed a grand theft at Malibu Liquor.
- A suspect was arrested for taking a vehicle without the owner's consent at Las Virgenes/Mulholland Hwy.
- An arrest was made for the commercial burglary of Erewhon.
- An arrest was made related to the theft of copper wires along Mulholland Hwy.
- A residential burglary occurred on Via Verde Court.

### Attachments

Crime Statistics  
Traffic Report  
Transparency Report  
Juvenile Intervention Team Report  
Arrest Statistics

Sincerely,

ROBERT G. LUNA, SHERIFF

Dustin A. Carr, Captain  
Malibu/Lost Hills Sheriff's Station

211 WEST TEMPLE STREET, LOS ANGELES, CALIFORNIA 90012

*A Tradition of Service*  
— Since 1850 —

CRIME STATISTICS – CALABASAS/AUGUST 2025								
Part I Crimes	2020		2024		2025		5 YR % CHANGE 2025/2020	1 YR % CHANGE 2025/2024
	YTD REPORTED INCIDENTS	TOTAL REPORTED INCIDENTS 2020	YTD REPORTED INCIDENTS	TOTAL REPORTED INCIDENTS 2024	AUG	YTD REPORTED INCIDENTS 2025		
Homicide	0	0	0	0	0	0	NC	NC
Rape	6	6	3	7	0	4	-33%	33.3%
Agg. Assault	10	19	15	23	1	11	10%	-26.7%
Domestic	4	7	6	8	0	4	0%	-33.3%
Robbery Total	8	14	4	5	0	6	-25%	50.0%
Weapon	3	5	1	1	0	3	0%	200.0%
Strong-Arm	5	9	3	4	0	3	-40%	0.0%
Burglary Total	25	36	50	79	7	45	80%	-10.0%
Residential	17	23	30	51	5	36	112%	20.0%
Business	8	13	20	28	2	9	13%	-55.0%
Larceny Theft	122	184	118	180	15	117	-4%	-0.8%
Grand Theft (\$950+)	12	28	42	61	6	43	258%	2.4%
Vehicle Burglary	36	49	26	43	3	25	-31%	-3.8%
Unlocked Vehicle	39	57	20	23	0	12	-69%	-40.0%
From Locker	0	0	0	0	0	0	NC	NC
From Boat	0	0	0	0	0	0	NC	NC
From Aircraft	0	0	0	0	0	0	NC	NC
Petty Theft	35	50	30	53	6	37	6%	23.3%
Grand Theft Auto	25	35	18	27	0	4	-84%	-77.8%
Arson	1	2	0	3	0	0	-100%	NC
<b>Total Part I Crimes</b>	<b>197</b>	<b>296</b>	<b>208</b>	<b>324</b>	<b>23</b>	<b>187</b>	<b>-5%</b>	<b>-10.1%</b>
Domestic Violence Misdemeanor	20	38	32	45	3	20	0%	-37.5%
Swatting	3	6	2	2	0	1	-67%	-50.0%



<b>COLLISION SUMMARY*</b>	<b>This Month</b>	<b>Month Year Prior</b>	<b>Total YTD</b>	<b>Total Prior YTD</b>	<b>Change +/-</b>
<b>Total Collisions - Excluding Private Property</b>	9	17	93	117	-24
Fatal Collisions	0	0	0	0	0
Injury Collisions	1	6	14	41	-27
Property Collisions	8	11	79	76	+3
Private Property Collisions	4	6	30	31	-1
DUI Collisions with Injuries	0	0	0	1	-1
DUI Collisions with Property Damage	0	0	0	3	-3
<b>Total Pedestrian Collisions</b>	0	0	0	5	-5
Pedestrians Killed	0	0	0	0	0
Pedestrians Injured	0	0	0	5	-5
<b>Total Hit &amp; Run Collisions</b>	6	5	31	24	+7
Hit & Run Fatalities	0	0	0	0	0
Hit & Run Injuries	1	0	1	4	-3
Hit & Run Property Only	5	5	30	20	+10
<b>CITATION SUMMARY*</b>	<b>This Month</b>	<b>Month Year Prior</b>	<b>Total YTD</b>	<b>Total Prior YTD</b>	<b>Change +/-</b>
<b>Traffic Total</b>	171	188	1495	1376	+119
Hazardous Violations	125	104	801	676	+125
Non-Hazardous Violations	14	72	221	507	-286
Parking Violations	29	11	456	179	+277
DUI Arrests	3	1	17	14	+3

\*Collision Summary and Citation Summary does not reflect all collisions and citations which were not entered into the database.

**Los Angeles County Sheriff's Department  
Lost Hills Station**

**Traffic Analysis Report**

9/9/2025 City of CALABASAS

Date Range Reported: 8/1/2025 to 8/31/2025

	This Period	Year-to-Date
<b>Total Collisions</b>	9	114
<b>Total Collisions Involving Fatality</b>	0	0
<b>Total Collisions Involving Injury</b>	1	21
<b>Total Collisions Involving Property Damage</b>	8	93
<b>Total Fatalities</b>	0	0
<b>Total Injuries</b>	1	27
<b>Total DUI Collisions</b>	0	1
<b>DUI Collisions Involving Fatality</b>	0	0
<b>DUI Collisions Involving Injury</b>	0	1
<b>DUI Collisions Involving Property Damage</b>	0	0
<b>Total DUI Fatalities</b>	0	0
<b>Total DUI Injuries</b>	0	1
<b>DUI Arrests</b>	3	17
<b>Total Non-DUI Collisions</b>	9	113
<b>Non-DUI Collisions Involving Fatalities</b>	0	0
<b>Non-DUI Collisions Involving Injuries</b>	1	20
<b>Non-DUI Collisions Involving Property Damage</b>	8	93
<b>Total Non-DUI Fatalities</b>	0	0
<b>Total Non-DUI Injuries</b>	1	26
<b>Private Property Collisions</b>	4	40
<b>Total Bicycle Collisions</b>	0	3
<b>Total Pedestrian Collisions</b>	0	3
<b>Total Citations</b>	142	1037
<b>Hazardous Citations</b>	128	930
<b>Non-Hazardous Citations</b>	14	107
<b>Seat Belt Citations</b>	0	0
<b>Child Restraint Citations</b>	0	0
<b>Traffic Enforcement Index</b>	128.0	44.3
<b>Traffic Collision Index</b>	8.0	4.4
<b>DUI Index</b>	0	17.0
<b>Safety Restraint Index</b>	0	0
<b>Most Frequent Primary Collision Factor</b>	Improper Turning	Improper Turning
<b>Most Frequently Cited Violation</b>	22350: UNSAFE SPEED	22350: UNSAFE SPEED

**Footnotes:**

Traffic Enforcement Index	Haz Citations + DUI Arrests / Fatal & Injury Collisions (20:1)
Traffic Collision Index	Non-Injury Collisions / Fatal + Injury Collisions (2.5:1)
DUI Index	DUI Arrests / DUI Fatal + Injury Collisions (10:1)
Safety Restraint Index	Seat Belt + Child Restraint Citations / Haz + Non-Haz Citations

---

Los Angeles County Sheriff's Department

Lost Hills Station

Monthly Traffic Safety Management Report

---

City of CALABASAS

Date Range Reported: 8/1/2025 to 8/31/2025

---

Total No. of Collisions: 9 Injury: 1 Non-Injury: 8 Fatal: 0 Private Property: 4

Total No. of Citations: 139 Hazardous Cites: 125 Non-Hazardous Cites: 14

**Collisions by Reporting Districts**

<u>Reporting District</u>	<u>No.</u>	<u>Location</u>
2242	1	at Lost Hills Rd and Rt 101 Sboff/R
2243	3	at Separate Locations
2245	4	at Separate Locations
2248	1	at Bluebird Dr and Old Topanga Canyon Rd

---

**Collision Occurred Most Frequently On:**

<u>Street Name</u>	<u>Number of Collisions</u>
Calabaras Rd	2
2 at at Separate Locations	
Mureau Rd	1
1 at Las Virgenes Rd	
Old Topanga Canyon Rd	1
1 at Bluebird Dr	
Rt 101 Sboff/R	1
1 at Lost Hills Rd	

---

**Primary Collision Factors:**

<u>Violations</u>	<u>Description</u>	<u>Number of Collisions</u>
22107	Unsafe Turning Movement	2
		2
21703	Following Too Closely	1
21658(a)	Lane Straddling; Unsafe Lane Change	1
21453(a)	Red Signal; Failure To Stop	1
		0

---

### ***Violations Most Frequently Cited:***

<u>Violations</u>	<u>Description</u>	<u>Number of Citations</u>
22350	Unsafe Speed	53
22450A		31
22450(a)	Failure To Stop For Posted Stop Sign	7
23123.5A		6
26708A1		6
38300	Off-Highway Vehicle, Disobey Signs	5
4000(a)(1)	Vehicle Registration Required	5
21950A		4
23123A		3
23152(a)	Dui; Alcohol	3
23152(b)	Dui, .08 Bac Or Greater	3
12500(a)	Unlicensed Driver	2
12951A		2
14607	Permitting Unlicensed Child To Drive	2
21453(a)	Red Signal; Failure To Stop	2
12500A		1
16028(a)	Proof Of Financial Liability-Traffic Accident	1
16028A		1
21100.3	Fail To Obey Traffic Direction Of Local Authority	1
21453A		1
21461A		1
22101D		1
22105	U-Turn, Obstructed View Within 200 Feet	1
22107	Unsafe Turning Movement	1
22349(a)	Speeding, Excess Of 65 Mph	1
23103(a)	Reckless Driving	1
23111	Lighted Substances On;through On Highway	1
23123(a)	Using Wireless Hand Held Phone While Driving	1
23222(a)	Possess Open Container While Driving	1
23222(b)	Passenger Possess Open Container	1
24252(a)(		1
25620(a)	Open Alcohol Container	1
27151	Exhaust System Modified	1
5200(b)	License Plates, Only One Issued, Attach To Rear	1
5200A		1

---

### ***Collisions Involving Pedestrians: 0***

#### **Most Frequent Violations**

---

***Collisions Involving Bicyclists: 0***

**Most Frequent Violations**

---

**Los Angeles County Sheriff's Department**  
**Lost Hills Station**

---

**Monthly Traffic Collision Report**

9/9/2025      City of CALABASAS

Date Range Reported: 8/1/2025 to 8/31/2025

---

**Collisions**

Total Non-Injury Collisions	8
Total Injury and Fatal Collisions	1
Total Collisions (Injury + Non-Injury)	9

**DUI Collisions**

Number of DUI Collisions with Fatalities	0
Number of DUI Collisions with Injuries	0
Number of DUI Collisions Involving Property Damage	0
Total Number of DUI Collision Deaths	0
Total Number of DUI Collision injuries	0
Total Number of DUI Collisions	0
Total Actual Number of DUI Arrests	3

**Non-DUI Collisions**

Number of Non-DUI Collisions with Fatalities	0
Number of Non-DUI Collisions with Injuries	1
Number of Non-DUI Collisions Involving Property Damage	8
Total Number of Non-DUI Collision Deaths	0
Total Number of Non-DUI Collision injuries	1

**Vehicle/Pedestrian Collisions**

Number of Vehicle/Pedestrian Collisions with Fatalities	0
Number of Vehicle/Pedestrian Collisions with Injuries	0
Total Number of Pedestrian Fatalities	0
Total Number of Pedestrian Injuries	0

**Vehicle/Bicycle Collisions**

Number of Vehicle/Bicycle Collisions with Fatalities	0
Number of Vehicle/Bicycle Collisions with Injuries	0
Total Number of Vehicle/Bicycle Collision Fatalities	0
Total Number of Vehicle/Bicycle Collision Injuries	0

---

### **Hit & Run Collisions**

Total Number of Hit & Run Fatalities	0
Total Number of Hit & Run Injuries	1
Total Number of PDO Hit & Run Collisions	5

### **Traffic Citations**

Total Number of Radar Citations Issued	31
Total Number of Bicycle Citations Issued	1
Total Number of Pedestrian Citations Issued	0
Total Number of Safety Belt Citations Issued	0
Total Number of Child Restraint Citations Issued	0
Total Number of Financial Responsibility Citations Issued	2
Total Number of Hazardous Citations Issued	128
Total Number of Non-Hazardous Citations Issued	14
Total Number of Citations Issued	142

### **Parking Citations**

Total Number of Parking Citations Issued	0
--	---

### **Miscellaneous**

Child in Passenger Seat or Belts, Number of Fatalities	
Child in Passenger Seat or Belts, Number of Injuries	
Child Not in Passenger Seat or Belts, Number of Fatalities	
Child Not in Passenger Seat or Belts, Number of Injuries	
Number of Code 3 or Pursuit Collision Fatalities	
Number of Code 3 or Pursuit Collision Injuries	
Number of Patrol Vehicle Rear-End Collisions with Amber On	

### **Enforcement Index**

Enforcement Index	128.0
-------------------	-------

## City of Calabasas Sheriff's August 2025 Overview

### 2025-2026 Cost Summary

Refer to the signed SH-AD 575 for deployment, current cost and estimated charges.

### Service Compliance Levels

Fiscal Year to Date	Monthly	YTD		Monthly	YTD		Monthly	YTD
Sworn Minutes Provided	162,989	323,051	Motor Minutes Provided	13,950	21,150	Civilian Minutes Provided	5,469	14,460
Sworn Minutes Scheduled	152,153	304,306	Motor Minutes Scheduled	9,117	18,233	Civilian Minutes Scheduled	7,202	14,404
<b>Sworn Compliance Rate</b>	<b>107.12%</b>	<b>106.15%</b>	<b>Motor Compliance Rate</b>	<b>153.01%</b>	<b>115.99%</b>	<b>Civilian Compliance Rate</b>	<b>75.93%</b>	<b>100.38%</b>

### Monthly Average Response Times / Arrest & Report Activity

	Emergent Calls	Priority Calls	Routine Calls
Response Time (Minutes)	5.9	16.2	43.1
Station Avg. Response Time	7.6	15.4	48.7
County Avg. Response Time	12.8	26.6	82.9
Number of Calls for Service	30	97	396
	Arrests		Reports
Arrest & Reports Totals	21		111
Non-Revocable Parole Arrest	0		

Number of Monthly Service Complaints	0
Number of Monthly Personnel Complaints	2
Number of Monthly Commendations	0
Number of Monthly Public Comment Reports	2
Number of Public Contacts (calls & obs.)	(574 & 601) 1,175
Number of Comment Reports to Contact Ratio	.00001
YTD Totals - Public Comment Reports	14
YTD Totals - Public Contacts (calls & obs.)	(1,113 & 1,167) 2,280
YTD Totals - Comment Reports to Contact Ratio	.00006

Service Complaints - Based on issues with Department policy and procedures, laws, and not employee conduct

Personnel Complaints - Based on employee conduct

**LOST HILLS JUVENILE INTERVENTION UNIT  
ACTIVITY REPORT FOR AUGUST 2025  
CALABASAS**

**SCHOOL INCIDENTS**

**INTERVENTIONS**

N/A

**COMMUNITY CRIMINAL ISSUES**

- Contacted several juveniles regarding the illegal use of e-motorcycles. Educated several juveniles and confiscated multiple e-motorcycles in accordance with the California Vehicle Code.
- Participated in the State Attendance Review Board hearing with LVUSD. Interviewed several students and families struggling with truancy issues to find a solution to habitual absences.
- Attended a meeting to prepare for the annual Active Shooter Training at Lost Hills Station.
- Collaborated with the new Deputy District Attorney in charge at the Sylmar court to discuss more efficient procedures for case filings with the District Attorney's office.
- Participated in the Annual Malibu/Lost Hills Open House Event.
- Completed quarterly firearm qualification in accordance with department policy.
- Conducted juvenile referrals related to encounters with uniformed personnel.
- Patrolled juvenile problem areas in the city on weekend evenings and responded to juvenile-related calls for service.
- Ensured record sealing procedures were initiated for subjects who completed CAMPS diversion for minor offenses.
- Conducted 290 residential verifications for sex registrants.

DATE: 09/01/25

	ADULT	JUVENILE	TOTAL	CONTRACT CITIES TOTAL	UNINCORP TOTAL			
<b>PART I ARRESTS</b>								
HOMICIDE	0	0	0	0	0			
RAPE	0	0	0	0	0			
ROBBERY	1	0	1	0	1			
ASSAULT AGGRAVATED (FELONIOUS)	16	2	18	13	5			
BURGLARY	3	0	3	3	0			
THEFT	4	0	4	3	1			
GRAND THEFT AUTO	1	0	1	0	1			
ARSON	0	0	0	0	0			
<b>TOTAL PART I ARRESTS</b>	<b>25</b>	<b>2</b>	<b>27</b>	<b>19</b>	<b>8</b>			
<b>PART II ARRESTS</b>								
FORGERY	0	0	0	0	0			
FRAUD AND NSF CHECKS	1	0	1	1	0			
SEX OFFENSES (FEL)	2	0	2	2	0			
SEX OFFENSES (MISD)	0	0	0	0	0			
ASSAULT NON-AGGRAVATED (MISD)	7	2	9	7	2			
WEAPONS LAWS	2	0	2	2	0			
OFFENSES AGAINST FAMILY	3	0	3	3	0			
NARCOTICS	7	0	7	6	1			
LIQUOR LAWS	0	0	0	0	0			
DRUNK	3	0	3	2	1			
DISORDERLY CONDUCT	0	0	0	0	0			
VAGRANCY	0	0	0	0	0			
GAMBLING	0	0	0	0	0			
DRUNK DRIVING	14	0	14	13	1			
VEHICLE/BOATING LAWS	12	3	15	10	5			
VANDALISM	4	1	5	3	2			
WARRANTS	5	0	5	4	1			
RECEIVING STOLEN PROP	0	0	0	0	0			
FEDERAL OFFENSES	0	0	0	0	0			
FELONIES MISCELLANEOUS	2	0	2	2	0			
MISDEMEANORS, MISCELLANEOUS	5	0	5	5	0			
<b>TOTAL PART II ARRESTS</b>	<b>67</b>	<b>6</b>	<b>73</b>	<b>60</b>	<b>13</b>			
<b>TOTAL NON-CRIMINAL</b>	<b>0</b>	<b>0</b>	<b>0</b>	<b>0</b>	<b>0</b>			
<b>GRAND TOTAL</b>	<b>92</b>	<b>8</b>	<b>100</b>	<b>79</b>	<b>21</b>			
	FELONY		MISDEMEANOR		MALE		FEMALE	
ARREST SUMMARY	TOTAL	%	TOTAL	%	TOTAL	%	TOTAL	%
	34	34.0	66	66.0	73	73.0	27	27.0



# OFFICE OF THE SHERIFF

COUNTY OF LOS ANGELES

HALL OF JUSTICE

ROBERT G. LUNA, SHERIFF



Kindon Meik, City Manager  
City of Calabasas  
100 Civic Center Way  
Calabasas, California 91302



Dear Mr. Meik:

Attached are the year-to-date statistics for Calabasas through September 2025.

### Noteworthy incidents

- An RV was stolen from Craftsman Road
- A suspect was arrested for theft by pretense, elder abuse, and extortion. The victim recognized suspicious activity on his bank account.
- A suspect was arrested for attempting to drive his vehicle into his ex-girlfriend on Park Este.
- A suspect was arrested for robbery at Gelson's Market. The suspect stole alcohol.
- Deputies arrested a suspect for obstruction after responding to a disturbance call for service on Thousand Oaks Blvd.
- Deputies arrested a fugitive wanted in Montana at De Anza Park.
- A DUI arrest occurred at the Commons.

### Attachments

Crime Statistics  
Traffic Report  
Transparency Report  
Juvenile Intervention Team Report  
Arrest Statistics

Sincerely,

ROBERT G. LUNA, SHERIFF

Dustin A. Carr, Captain  
Malibu/Lost Hills Sheriff's Station

211 WEST TEMPLE STREET, LOS ANGELES, CALIFORNIA 90012

*A Tradition of Service*  
— Since 1850 —

**CRIME STATISTICS – CALABASAS/SEPTEMBER**

Part I Crimes	2020		2024		2025		5 YR % CHANGE 2025/2020	1 YR % CHANGE 2025/2024
	YTD REPORTED INCIDENTS	TOTAL REPORTED INCIDENTS 2020	YTD REPORTED INCIDENTS	TOTAL REPORTED INCIDENTS 2024	SEP	YTD REPORTED INCIDENTS 2025		
Homicide	0	0	0	0	0	0	NC	NC
Rape	6	6	4	7	0	4	-33%	0.0%
Agg. Assault	12	19	15	23	1	12	0%	-20.0%
Domestic	5	7	6	8	1	5	0%	-16.7%
Robbery Total	8	14	4	5	1	7	-13%	75.0%
Weapon	3	5	1	1	0	3	0%	200.0%
Strong-Arm	5	9	3	4	1	4	-20%	33.3%
Burglary Total	24	36	59	79	1	46	92%	-22.0%
Residential	17	23	38	51	0	36	112%	-5.3%
Business	7	13	21	28	1	10	43%	-52.4%
Larceny Theft	133	184	128	180	15	132	-1%	3.1%
Grand Theft (\$950+)	17	28	45	61	2	45	165%	0.0%
Vehicle Burglary	36	49	30	43	0	25	-31%	-16.7%
Unlocked Vehicle	41	57	20	23	3	15	-63%	-25.0%
From Locker	0	0	0	0	0	0	NC	NC
From Boat	0	0	0	0	0	0	NC	NC
From Aircraft	0	0	0	0	0	0	NC	NC
Petty Theft	39	50	33	53	10	47	21%	42.4%
Grand Theft Auto	26	35	22	27	1	5	-81%	-77.3%
Arson	1	2	2	3	0	0	-100%	-100.0%
<b>Total Part I Crimes</b>	<b>210</b>	<b>296</b>	<b>234</b>	<b>324</b>	<b>19</b>	<b>206</b>	<b>-2%</b>	<b>-12.0%</b>
Domestic Violence Misdemeanor	25	38	36	45	2	22	-12%	-38.9%
Swatting	3	6	2	2	1	2	-33%	0.0%



<b>COLLISION SUMMARY*</b>	<b>This Month</b>	<b>Month Year Prior</b>	<b>Total YTD</b>	<b>Total Prior YTD</b>	<b>Change +/-</b>
<b>Total Collisions - Excluding Private Property</b>	12	10	105	127	-22
Fatal Collisions	0	0	0	0	0
Injury Collisions	7	2	21	43	-22
Property Collisions	5	8	84	84	0
Private Property Collisions	2	3	32	34	-2
DUI Collisions with Injuries	0	0	0	1	-1
DUI Collisions with Property Damage	0	0	0	3	-3
<b>Total Pedestrian Collisions</b>	0	0	0	5	-5
Pedestrians Killed	0	0	0	0	0
Pedestrians Injured	0	0	0	5	-5
<b>Total Hit &amp; Run Collisions</b>	1	0	32	24	+8
Hit & Run Fatalities	0	0	0	0	0
Hit & Run Injuries	0	0	1	4	-3
Hit & Run Property Only	1	0	31	20	+11
<b>CITATION SUMMARY*</b>	<b>This Month</b>	<b>Month Year Prior</b>	<b>Total YTD</b>	<b>Total Prior YTD</b>	<b>Change +/-</b>
<b>Traffic Total</b>	219	179	1714	1555	+159
Hazardous Violations	130	95	931	771	+160
Non-Hazardous Violations	13	51	234	558	-324
Parking Violations	74	33	530	212	+318
DUI Arrests	2	0	19	14	+5

\*Collision Summary and Citation Summary does not reflect all collisions and citations which were not entered into the database.

**Los Angeles County Sheriff's Department  
Lost Hills Station**

**Traffic Analysis Report**

10/8/2025 City of CALABASAS

Date Range Reported: 9/1/2025 to 9/30/2025

	This Period	Year-to-Date
<b>Total Collisions</b>	11	127
<b>Total Collisions Involving Fatality</b>	0	0
<b>Total Collisions Involving Injury</b>	6	27
<b>Total Collisions Involving Property Damage</b>	5	100
<b>Total Fatalities</b>	0	0
<b>Total Injuries</b>	6	33
<b>Total DUI Collisions</b>	0	2
<b>DUI Collisions Involving Fatality</b>	0	0
<b>DUI Collisions Involving Injury</b>	0	1
<b>DUI Collisions Involving Property Damage</b>	0	1
<b>Total DUI Fatalities</b>	0	0
<b>Total DUI Injuries</b>	0	1
<b>DUI Arrests</b>	2	19
<b>Total Non-DUI Collisions</b>	11	125
<b>Non-DUI Collisions Involving Fatalities</b>	0	0
<b>Non-DUI Collisions Involving Injuries</b>	6	26
<b>Non-DUI Collisions Involving Property Damage</b>	5	99
<b>Total Non-DUI Fatalities</b>	0	0
<b>Total Non-DUI Injuries</b>	6	32
<b>Private Property Collisions</b>	2	43
<b>Total Bicycle Collisions</b>	0	3
<b>Total Pedestrian Collisions</b>	1	4
<b>Total Citations</b>	152	1190
<b>Hazardous Citations</b>	139	1070
<b>Non-Hazardous Citations</b>	13	120
<b>Seat Belt Citations</b>	0	0
<b>Child Restraint Citations</b>	0	0
<b>Traffic Enforcement Index</b>	23.2	39.6
<b>Traffic Collision Index</b>	0.8	3.7
<b>DUI Index</b>	0	19.0
<b>Safety Restraint Index</b>	0	0
<b>Most Frequent Primary Collision Factor</b>	Unknown	Improper Turning
<b>Most Frequently Cited Violation</b>	22350: UNSAFE SPEED	22350: UNSAFE SPEED

**Footnotes:**

Traffic Enforcement Index	Haz Citations + DUI Arrests / Fatal & Injury Collisions (20:1)
Traffic Collision Index	Non-Injury Collisions / Fatal + Injury Collisions (2.5:1)
DUI Index	DUI Arrests / DUI Fatal + Injury Collisions (10:1)
Safety Restraint Index	Seat Belt + Child Restraint Citations / Haz + Non-Haz Citations

---

**Los Angeles County Sheriff's Department  
Lost Hills Station**

**Monthly Traffic Safety Management Report**

---

*City of CALABASAS*

*Date Range Reported: 9/1/2025 to 9/30/2025*

---

**Total No. of Collisions: 12 Injury: 7 Non-Injury: 5 Fatal: 0 Private Property: 2**

**Total No. of Citations: 143 Hazardous Cites: 130 Non-Hazardous Cites: 13**

**Collisions by Reporting Districts**

<u>Reporting District</u>	<u>No.</u>	<u>Location</u>
2243	3	at Separate Locations
2244	1	at Las Virgenes Rd and Lost Hills Rd
2245	3	at Separate Locations
2246	1	at Parkway Calabasas and Paseo Primario (E)
2248	4	at Separate Locations

---

**Collision Occurred Most Frequently On:**

<u>Street Name</u>	<u>Number of Collisions</u>
Las Virgenes Rd	5
2 at Mureau Rd	
3 at at Separate Locations	
Mulholland Hwy	2
2 at at Separate Locations	
Parkway Calabasas	2
2 at at Separate Locations	
Calabasas Rd	1
1 at Parkway Calabasas	

---

**Primary Collision Factors:**

<u>Violations</u>	<u>Description</u>	<u>Number of Collisions</u>
-	Not Stated	3
22350	Unsafe Speed	2
23123.5(a)	Texting While Driving	1
22107	Unsafe Turning Movement	1

<b>22100B</b>		<b>1</b>
<b>21801A</b>		<b>1</b>
<b>21658(a)</b>	Lane Straddling; Unsafe Lane Change	<b>1</b>
<b>21453(a)</b>	Red Signal; Failure To Stop	<b>1</b>
<b>20002(a)</b>	Hit-Run Property Damage	<b>1</b>

---

***Violations Most Frequently Cited:***

<u>Violations</u>	<u>Description</u>	<u>Number of Citations</u>
22350	Unsafe Speed	57
22450A		34
23123.5A		20
22450(a)	Failure To Stop For Posted Stop Sign	8
12951A		4
4000(a)(1)	Vehicle Registration Required	4
4000A1		4
16028A		2
21100.3	Fail To Obey Traffic Direction Of Local Authority	2
22107	Unsafe Turning Movement	2
22454A		2
23152(a)	Dui; Alcohol	2
23152(b)	Dui, .08 Bac Or Greater	2
26708(a)(		2
38300	Off-Highway Vehicle, Disobey Signs	2
5200(a)	License Plates, Two On A Vehicle Front/Rear	2
5200A		2
12500(a)	Unlicensed Driver	1
12500A		1
20002(a)	Hit-Run Property Damage	1
21453A		1
21457A		1
21950A		1
22348(b)	Speeding; Excess Of 100 Mph	1
23112(b)	Depositing Rocks Or Dirt On Highway	1
23222(a)	Possess Open Container While Driving	1
24600(e)	Taillamps Red Vis 1000' (Mfr Post-1968)	1
26708A1		1
5201(a)	License Plates, Securely Attached And Visible	1
5201A		1
5201C		1

---

***Collisions Involving Pedestrians: 1***

---

***Collisions Involving Bicyclists: 0***



---

**Los Angeles County Sheriff's Department**  
**Lost Hills Station**

---

**Monthly Traffic Collision Report**

**10/8/2025**     *City of CALABASAS*

**Date Range Reported: 9/1/2025 to 9/30/2025**

---

**Collisions**

Total Non-Injury Collisions	5
Total Injury and Fatal Collisions	7
Total Collisions (Injury + Non-Injury)	12

**DUI Collisions**

Number of DUI Collisions with Fatalities	0
Number of DUI Collisions with Injuries	0
Number of DUI Collisions Involving Property Damage	0
Total Number of DUI Collision Deaths	0
Total Number of DUI Collision injuries	0
Total Number of DUI Collisions	0
Total Actual Number of DUI Arrests	2

**Non-DUI Collisions**

Number of Non-DUI Collisions with Fatalities	0
Number of Non-DUI Collisions with Injuries	7
Number of Non-DUI Collisions Involving Property Damage	5
Total Number of Non-DUI Collision Deaths	0
Total Number of Non-DUI Collision injuries	7

**Vehicle/Pedestrian Collisions**

Number of Vehicle/Pedestrian Collisions with Fatalities	0
Number of Vehicle/Pedestrian Collisions with Injuries	0
Total Number of Pedestrian Fatalities	0
Total Number of Pedestrian Injuries	0

**Vehicle/Bicycle Collisions**

Number of Vehicle/Bicycle Collisions with Fatalities	0
Number of Vehicle/Bicycle Collisions with Injuries	0
Total Number of Vehicle/Bicycle Collision Fatalities	0
Total Number of Vehicle/Bicycle Collision Injuries	0

---

**Hit & Run Collisions**

Total Number of Hit & Run Fatalities	0
Total Number of Hit & Run Injuries	0
Total Number of PDO Hit & Run Collisions	1

**Traffic Citations**

Total Number of Radar Citations Issued	29
Total Number of Bicycle Citations Issued	0
Total Number of Pedestrian Citations Issued	0
Total Number of Safety Belt Citations Issued	0
Total Number of Child Restraint Citations Issued	0
Total Number of Financial Responsibility Citations Issued	2
Total Number of Hazardous Citations Issued	139
Total Number of Non-Hazardous Citations Issued	13
Total Number of Citations Issued	152

**Parking Citations**

Total Number of Parking Citations Issued	0
--	---

**Miscellaneous**

Child in Passenger Seat or Belts, Number of Fatalities	
Child in Passenger Seat or Belts, Number of Injuries	
Child Not in Passenger Seat or Belts, Number of Fatalities	
Child Not in Passenger Seat or Belts, Number of Injuries	
Number of Code 3 or Pursuit Collision Fatalities	
Number of Code 3 or Pursuit Collision Injuries	
Number of Patrol Vehicle Rear-End Collisions with Amber On	

**Enforcement Index**

Enforcement Index	19.9
-------------------	------

## City of Calabasas Sheriff's September 2025 Overview

### 2025-2026 Cost Summary

Refer to the signed SH-AD 575 for deployment, current cost and estimated charges.

### Service Compliance Levels

Fiscal Year to Date	Monthly	YTD		Monthly	YTD		Monthly	YTD
Sworn Minutes Scheduled	147,245	451,551	Motor Minutes Scheduled	8,822	27,056	Civilian Minutes Scheduled	6,970	21,374
Sworn Minutes Provided	155,070	478,131	Motor Minutes Provided	9,840	30,990	Civilian Minutes Provided	8,064	22,524
<b>Sworn Compliance Rate</b>	<b>111.53%</b>	<b>105.88%</b>	<b>Motor Compliance Rate</b>	<b>111.53%</b>	<b>114.54%</b>	<b>Civilian Compliance Rate</b>	<b>115.69%</b>	<b>105.38%</b>

### Monthly Average Response Times / Arrest & Report Activity

	Emergent Calls	Priority Calls	Routine Calls
Response Time (Minutes)	5.1	10.1	35.2
Station Avg. Response Time	5.8	11.6	36.8
County Avg. Response Time	10.3	25.6	71.3
Number of Calls for Service	31	64	331
	Arrests		Reports
Arrest & Reports Totals	19		116
Non-Revocable Parole Arrest	0		

Number of Monthly Service Complaints	0
Number of Monthly Personnel Complaints	2
Number of Monthly Commendations	3
Number of Monthly Public Comment Reports	5
Number of Public Contacts (calls & obs.)	(483 & 606) 1,089
Number of Comment Reports to Contact Ratio	.0045
YTD Totals - Public Comment Reports	19
YTD Totals - Public Contacts (calls & obs.)	(1,113 & 1,167) 2,280
YTD Totals - Comment Reports to Contact Ratio	.0083

Service Complaints - Based on issues with Department policy and procedures, laws, and not employee conduct

Personnel Complaints - Based on employee conduct

**LOST HILLS JUVENILE INTERVENTION UNIT  
ACTIVITY REPORT FOR SEPTEMBER 2025  
CALABASAS**

**SCHOOL INCIDENTS**

- Sexual battery reported at A.E. Wright school.
- Vehicle demonstration and safety walk with Lupin Hills Elementary School.
- Threat assessment completed at Calabasas High School.
- Child abuse investigation completed at Round Meadow Elementary school.

**INTERVENTIONS**

N/A

**COMMUNITY CRIMINAL ISSUES**

- White Oak school lockdown training with staff members.
- Willow Elementary School safety walkthrough meeting.
- Contacted several juveniles regarding the illegal use of e-motorcycles. Educated several juveniles and confiscated multiple e-motorcycles in accordance with the California Vehicle Code.
- Participated in the State Attendance Review Board hearing with LVUSD. Interviewed several students and families struggling with truancy issues to find a solution to habitual absences.
- Attended a meeting to prepare for the annual Active Shooter Training at Lost Hills Station.
- Collaborated with the new Deputy District Attorney in charge at the Sylmar court to discuss more efficient procedures for case filings with the District Attorney's office.
- Completed quarterly firearm qualification in accordance with department policy.
- Conducted juvenile referrals related to encounters with uniformed personnel.
- Patrolled juvenile problem areas in the city on weekend evenings and responded to juvenile-related calls for service.
- Ensured record sealing procedures were initiated for subjects who completed CAMPS diversion for minor offenses.
- Conducted 290 residential verifications for sex registrants.

	ADULT	JUVENILE	TOTAL	CONTRACT CITIES TOTAL	UNINCORP TOTAL
<b>PART I ARRESTS</b>					
HOMICIDE	0	0	0	0	0
RAPE	0	0	0	0	0
ROBBERY	3	0	3	3	0
ASSAULT AGGRAVATED (FELONIOUS)	22	0	22	18	4
BURGLARY	2	0	2	0	2
THEFT	1	0	1	1	0
GRAND THEFT AUTO	1	0	1	1	0
ARSON	0	0	0	0	0
<b>TOTAL PART I ARRESTS</b>	<b>29</b>	<b>0</b>	<b>29</b>	<b>23</b>	<b>6</b>
<b>PART II ARRESTS</b>					
FORGERY	1	0	1	1	0
FRAUD AND NSF CHECKS	0	0	0	0	0
SEX OFFENSES (FEL)	1	0	1	1	0
SEX OFFENSES (MISD)	0	0	0	0	0
ASSAULT NON-AGGRAVATED (MISD)	2	0	2	2	0
WEAPONS LAWS	4	0	4	4	0
OFFENSES AGAINST FAMILY	1	0	1	0	1
NARCOTICS	8	0	8	6	2
LIQUOR LAWS	0	0	0	0	0
DRUNK	2	0	2	2	0
DISORDERLY CONDUCT	0	0	0	0	0
VAGRANCY	0	0	0	0	0
GAMBLING	0	0	0	0	0
DRUNK DRIVING	9	1	10	10	0
VEHICLE/BOATING LAWS	15	0	15	8	7
VANDALISM	1	0	1	1	0
WARRANTS	7	0	7	5	2
RECEIVING STOLEN PROP	0	0	0	0	0
FEDERAL OFFENSES	0	0	0	0	0
FELONIES MISCELLANEOUS	1	0	1	1	0
MISDEMEANORS, MISCELLANEOUS	5	0	5	4	1
<b>TOTAL PART II ARRESTS</b>	<b>57</b>	<b>1</b>	<b>58</b>	<b>45</b>	<b>13</b>
<b>TOTAL NON-CRIMINAL</b>	<b>0</b>	<b>0</b>	<b>0</b>	<b>0</b>	<b>0</b>
<b>GRAND TOTAL</b>	<b>86</b>	<b>1</b>	<b>87</b>	<b>68</b>	<b>19</b>
	<b>FELONY</b>	<b>MISDEMEANOR</b>	<b>MALE</b>	<b>FEMALE</b>	
<b>ARREST SUMMARY</b>	<b>TOTAL %</b>	<b>TOTAL %</b>	<b>TOTAL %</b>	<b>TOTAL %</b>	
	27 31.0	60 69.0	66 75.9	21 24.1	



CITY of CALABASAS

**PUBLIC SAFETY COMMISSION AGENDA REPORT**

---

**DATE:** OCTOBER 24, 2025

**TO:** MEMBERS OF THE PUBLIC SAFETY COMMISSION

**FROM:** SONIA CASTRO, PUBLIC SAFETY AND EMERGENCY PREPAREDNESS  
COORDINATOR  
MICHAEL W. DYER, PUBLIC SAFETY AND EMERGENCY PREPAREDNESS  
MANAGER

**SUBJECT:** CALIFORNIA HIGHWAY PATROL REPORT

**MEETING**  
**DATE:** OCTOBER 27, 2025

---

**UPDATE:**

A representative from the California Highway Patrol will present a traffic safety report on the US-101 Ventura freeway the period from April to September 2025.

To report unsafe driving behavior, please e-mail [Cody.Sturges@chp.ca.gov](mailto:Cody.Sturges@chp.ca.gov) or 818-888-0980, or call 1-800-tell CHP.

**ATTACHMENT:** CHP Report (4/2025 – 6/2025)  
CHP Report (7/2025 – 9/2025)



*Safety, Service, and Security*

**CALIFORNIA HIGHWAY PATROL**

**West Valley Area**

**Calabasas Public Safety Commission Report (04/2025-06/2025)**

**April 2025 – June 2025**

For April to June of 2025, there were a total of fifty-four reported crashes on US-101 between Los Angeles city limits and Liberty Canyon Road. Twenty-two of the crashes had injuries and thirty-one of the crashes were property damage only. There was one fatal crash, and it was DUI related. Of the fifty-four crashes, ten involved hit and run drivers. In all cases, there was not enough information to locate a suspect vehicle, or we were not able to positively identify who was driving the vehicle. There were four DUI related crashes.

**April 2024 – June 2024**

For April to June of 2024, there were a total of fifty-five reported crashes on US-101 between Los Angeles city limits and Liberty Canyon Road. Twenty-nine of the crashes had injuries and twenty-five of the crashes were property damage only. There was one fatal crash, and it was not DUI related. Of the fifty-five crashes, nine involved hit and run drivers. Charges were recommended for one driver, but there was insufficient information to charge the other drivers. There were seven DUI related crashes.

### **Citation Data (Between Liberty Canyon Road and LA City Limits)**

- **April to June 2025**
  - 656 citations were issued.
  - 585 for the same time frame in 2024

### **Crash Data Comparison to Agoura Hills and Westlake Village (US-101 between Liberty Canyon Road and Ventura County Line)**

- **April to June 2025**
  - Twenty-eight crashes
    - Nineteen crashes with property damage only
    - Nine crashes with injuries
    - Two crashes involved hit and run drivers
    - Three DUI related crashes
- **April to June 2024**
  - Seventeen crashes
    - Twelve crashes with property damage only
    - Five crashes with injuries
    - Five crashes involved hit and run drivers
    - Three DUI related crashes

### **General Information**

- For this reporting period, crashes were caused by unsafe speed for conditions, unsafe turning movements, unsafe lane changes, debris in the roadway, objects falling from vehicles, unsafe passing, failing to yield, and DUI.
- For crashes, injuries are described as minor, moderate, or major. Most crashes with injuries involve minor injuries such as complaint of pain or minor abrasions and lacerations.



*Safety, Service, and Security*

**CALIFORNIA HIGHWAY PATROL**

**West Valley Area**

**Calabasas Public Safety Commission Report (07/2025-09/2025)**

**July 2025 – September 2025**

For July to September of 2025, there were a total of forty-one reported crashes on US-101 between Los Angeles city limits and Liberty Canyon Road. Sixteen of the crashes had injuries and twenty-five of the crashes were property damage only. There were no fatal crashes. Of the forty-one crashes, six involved hit and run drivers. In all cases, there was not enough information to locate a suspect vehicle, or we were not able to positively identify who was driving the vehicle. There was one DUI related crash.

**July 2024 – September 2024**

For July to September of 2024, there were a total of forty-two reported crashes on US-101 between Los Angeles city limits and Liberty Canyon Road. Sixteen of the crashes had injuries and twenty-six of the crashes were property damage only. There were no fatal crashes. Of the forty-one crashes, six involved hit and run drivers. One driver was identified, and charges were recommended. For the rest of the hit and run crashes, there was not enough information to locate a suspect vehicle, or we were not able to positively identify who was driving the vehicle. There were two DUI related crashes.

## **Crash Data Comparison to Agoura Hills and Westlake Village (US-101 between Liberty Canyon Road and Ventura County Line)**

- **July to September 2025**
  - Thirteen crashes
    - Eleven crashes with property damage only
    - Two crashes with injuries
    - Three crashes involved hit and run drivers
    - Zero DUI related crashes
- **July to September 2024**
  - Seventeen crashes
    - Twelve crashes with property damage only
    - Five crashes with injuries
    - One crash involved hit and run drivers
    - Zero DUI related crashes

## **Citation Data (US-101 between Liberty Canyon Road and LA City Limits)**

- **July to September 2025**
  - 763 citations were issued.
  - 716 for the same time frame in 2024

## **Citation Data Comparison to Agoura Hills and Westlake Village (US-101 between Liberty Canyon Road and Ventura County Line)**

- **July to September 2025**
  - 559 citations were issued
  - 723 citations for the same time frame in 2024

## **General Information**

- For this reporting period, crashes were caused by unsafe speed for conditions, unsafe turning movements, unsafe lane changes, debris in the roadway, objects falling from vehicles, unsafe passing, and DUI.
- For crashes, injuries are described as minor, moderate, or major. Most crashes with injuries involve minor injuries such as complaint of pain or minor abrasions and lacerations.



CITY of CALABASAS

**PUBLIC SAFETY COMMISSION AGENDA REPORT**

---

**DATE:** OCTOBER 24, 2025

**TO:** MEMBERS OF THE PUBLIC SAFETY COMMISSION

**FROM:** SONIA CASTRO, PUBLIC SAFETY AND EMERGENCY PREPAREDNESS  
COORDINATOR  
MICHAEL W. DYER, PUBLIC SAFETY AND EMERGENCY PREPAREDNESS  
MANAGER

**SUBJECT:** LOS ANGELES COUNTY FIRE DEPARTMENT REPORT

**MEETING  
DATE:** OCTOBER 27, 2025

---

**SUMMARY INFORMATION:**

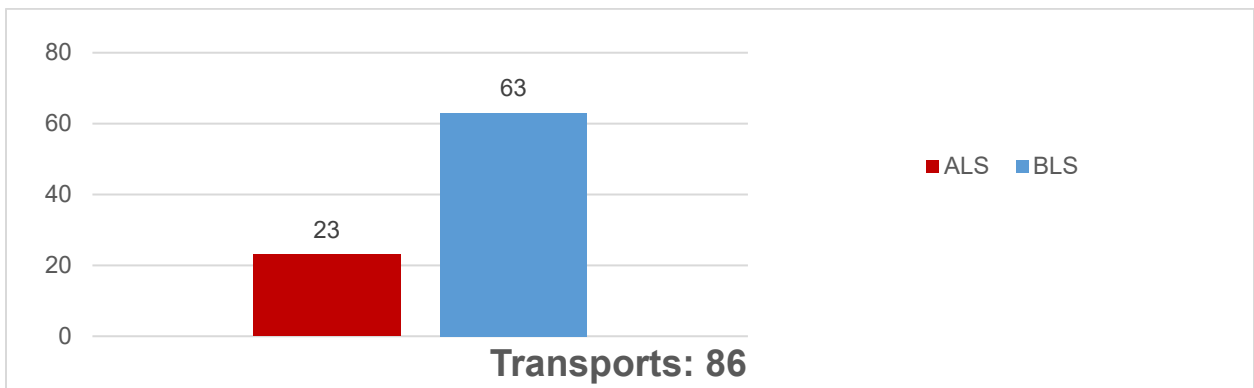
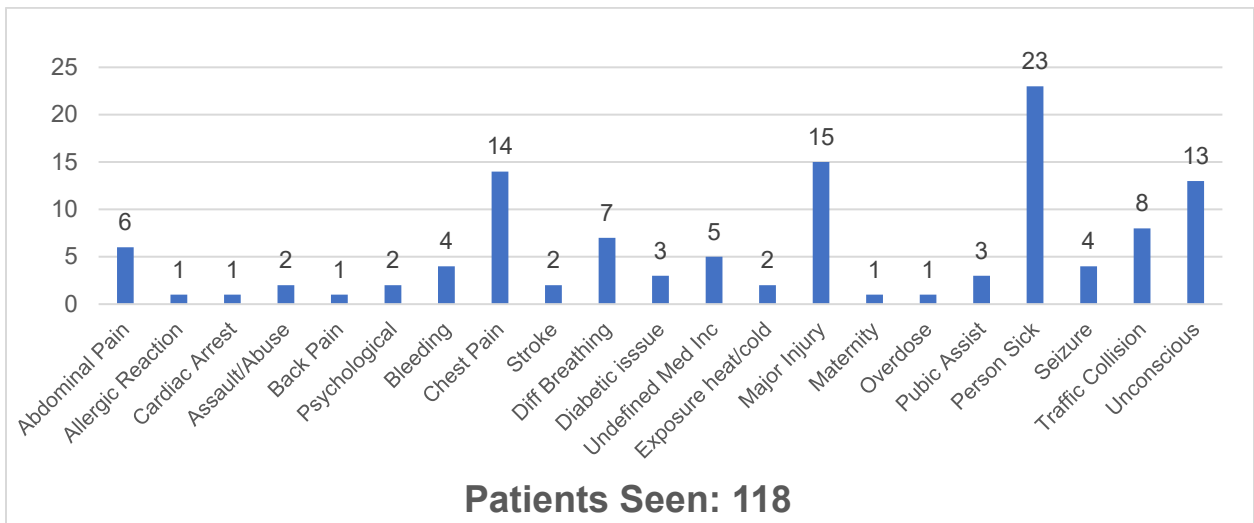
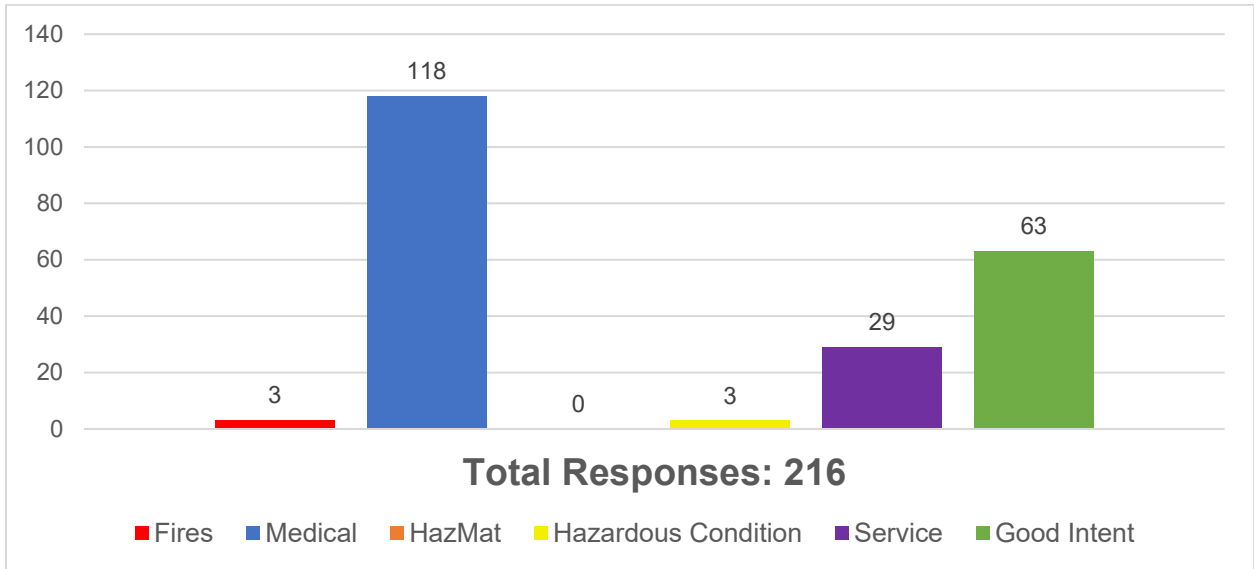
A representative from the Los Angeles County Fire Department will present fire activity data for the City of Calabasas covering the period from July to September 2025.

**ATTACHMENTS:** FD Report (7/2025)  
FD Report (8/2025)  
FD Report (9/2025)



# FIRE ACTIVITY REPORT

## City of Calabasas | July 2025



**Advanced Life Support (ALS) Transports:** patient transported to hospital in ambulance with paramedic on board;

**Basic Life Support (BLS) Transports:** patient transported to hospital without paramedic on board



# FIRE ACTIVITY REPORT

City of Calabasas | July 2025

## FIRE INCIDENTS:

DATE	TYPE	ADDRESS	NOTES	LOSS
07/01/25	Fire, other	5624 LAS VIRGENES	Fire, other	
07/29/25	Vehicle Fire	NB 101 SO LAS VIRGENES	Paper shredding truck. Ignition in contents of paper in cargo area of box truck. Undetermined ignition source. Cab of truck unaffected, driver uninjured. Paper shred contents extinguished and removed to roadside. Left in care of driver and CHP.	Property: \$50,000.00 Contents: \$0.00
07/30/25	Vehicle Fire	SB 101 AT LOST HILLS Rd	E65 was first to arrive to a fully involved vehicle on fire. E65 pulled the front stinger line and extinguished the fire. E125 then arrived and assisted with the overhaul.	Property: \$15,000.00 Contents: \$0.00
			<b>TOTAL:</b>	<b>Property: \$65,000.00</b> <b>Contents: \$0.00</b>

## OTHER INCIDENTS:

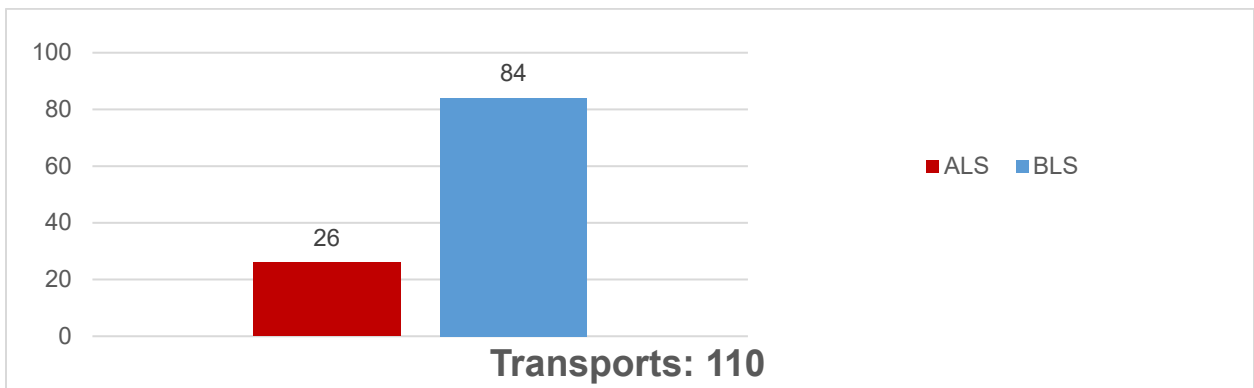
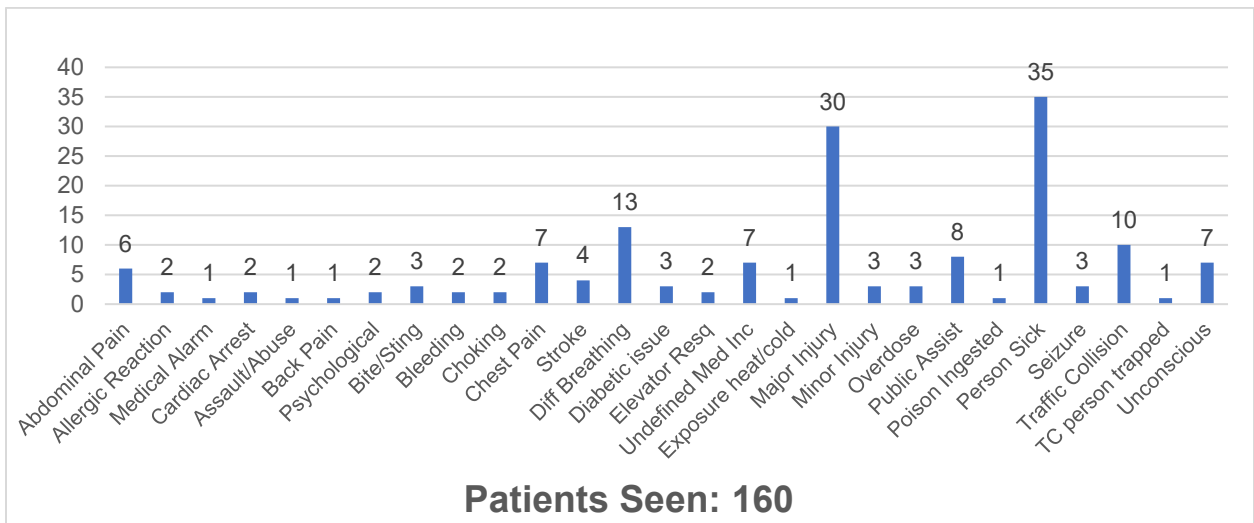
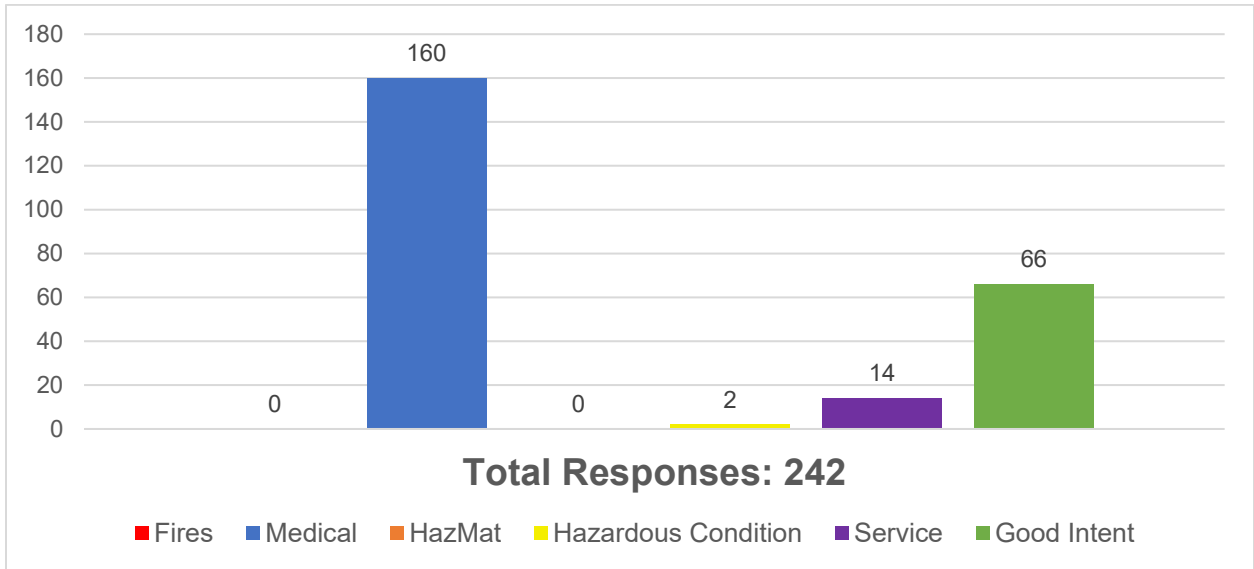
DATE	TYPE	ADDRESS	NOTES	LOSS
07/03/25	Haz Cond	MUREAU & LAS VIRGENES	Electrical wiring/equipment problem, other	
07/12/25	Haz Cond	OLD TOPANGA CYN & VALDEZ Rd	Called for a large oak tree that fell across Old Topanga Rd. E68 and E69 arrived to find a very large oak tree blocking the road. E68 & E69 were able to mostly clear the road. A small portion of the extremely large stump was still protruding in the road and the remaining tree was considered a possible fall hazard and may need removal. Calabasas Public works was notified by phone of the hazard and the protruding stump and the need for debris removal by CA Pisors upon return to FS69. The road was adequately cleared to allow for normal traffic flow. No property damage noted and no injuries reported.	
07/19/25	Haz Cond	5916 LAS VIRGENES Rd	Gas leak (natural gas or LPG)	

- 27 Snake related calls in July



# FIRE ACTIVITY REPORT

## City of Calabasas | August 2025



**Advanced Life Support (ALS) Transports:** patient transported to hospital in ambulance with paramedic on board;

**Basic Life Support (BLS) Transports:** patient transported to hospital without paramedic on board



# FIRE ACTIVITY REPORT

City of Calabasas | August 2025

## FIRE INCIDENTS:

DATE	TYPE	ADDRESS	NOTES	LOSS
			<b>TOTAL:</b>	<b>Property: \$0.00 Contents: \$0.00</b>

## OTHER INCIDENTS:

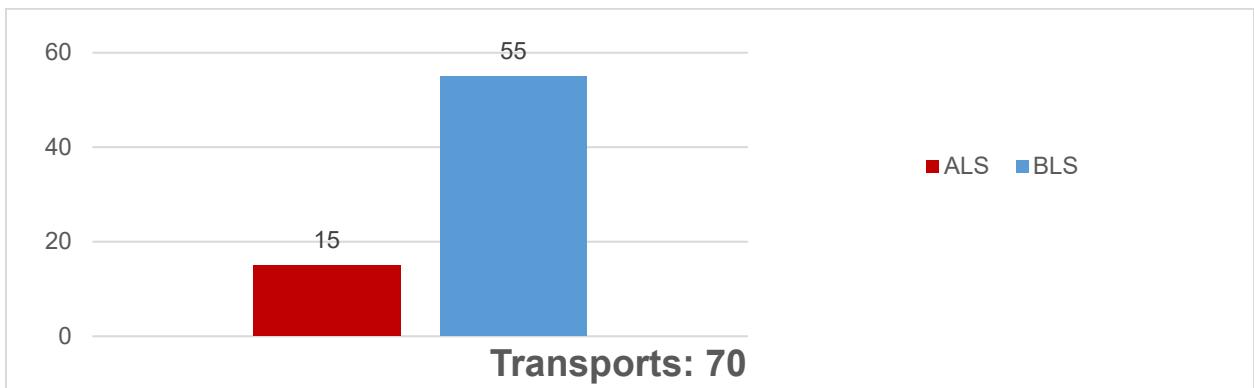
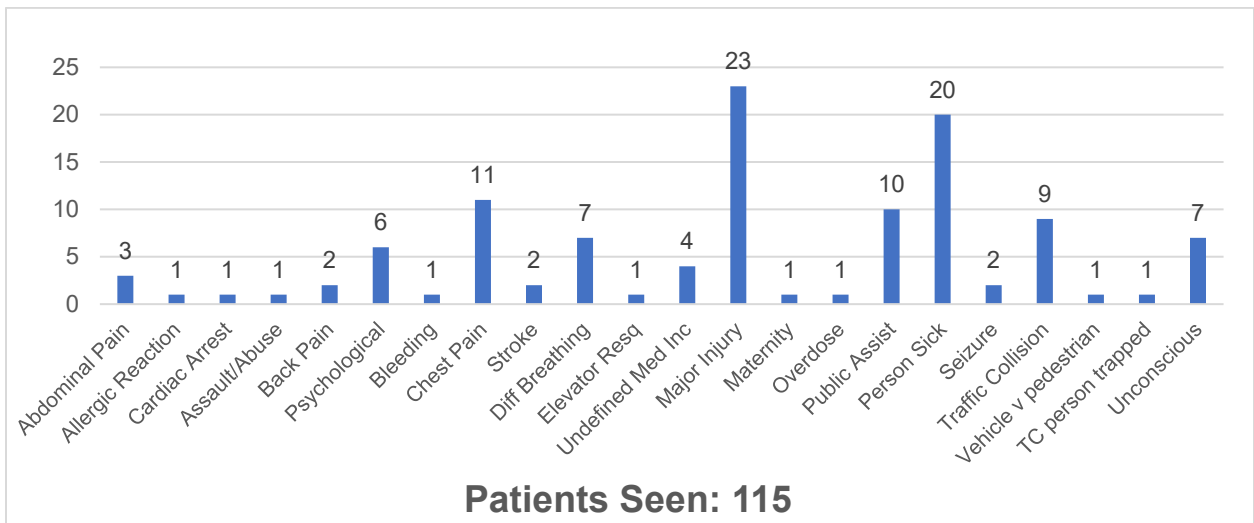
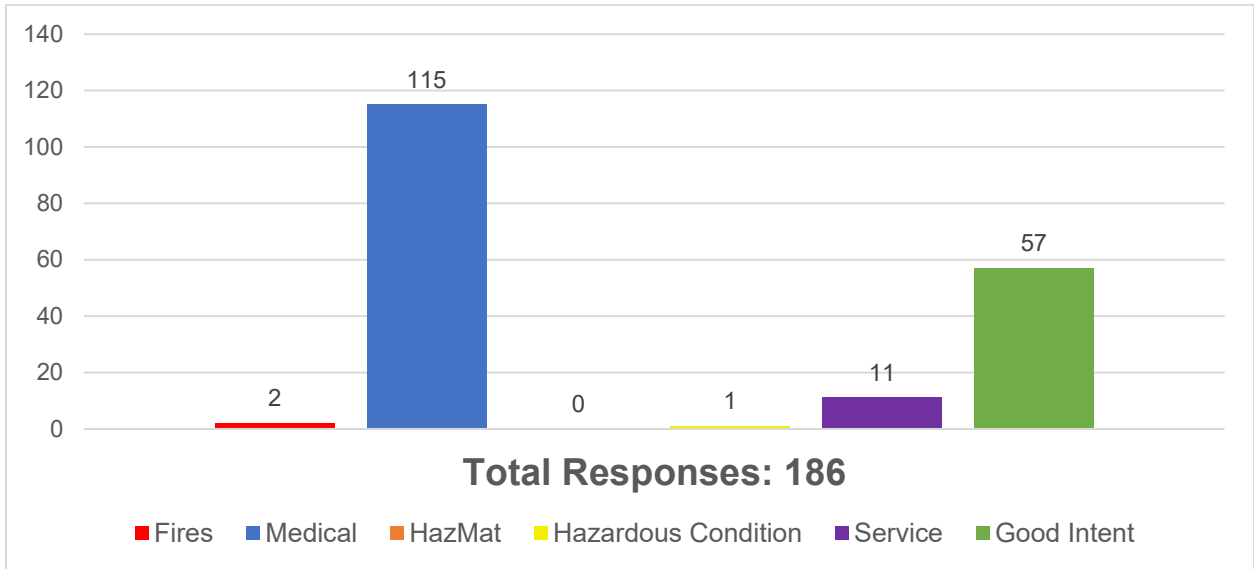
DATE	TYPE	ADDRESS	NOTES	LOSS
08/08/25	<b>Haz Cond</b>	24033 PARK GRANADA	Arcing, shorted electrical equipment. E68 arrived on scene to find light smoke coming from an underground 1' x 2' Edison vault with arcing. Scene turned over to Edison representative	
08/26/25	<b>Haz Cond</b>	26017 ALIZIA CYN Dr	Gas leak (natural gas or LPG). Condition on arrival: Odor of natural gas and water spraying from ruptured domestic water supply. Residents outside. Per resident a vehicle backed into natural gas meter and domestic water supply to left of garage door. The gas meter had a broken pipe distal to shut off valve. After valve was shut off no additional leaks detected. Las Virgenes Water District on scene and shut off water supply to apartment building. Scene left with LASD awaiting SoCalGas arrival.	

- **11** Snake related calls in August



# FIRE ACTIVITY REPORT

## City of Calabasas | September 2025



**Advanced Life Support (ALS) Transports:** patient transported to hospital in ambulance with paramedic on board;

**Basic Life Support (BLS) Transports:** patient transported to hospital without paramedic on board



# FIRE ACTIVITY REPORT

City of Calabasas | September 2025

## FIRE INCIDENTS:

DATE	TYPE	ADDRESS	NOTES	LOSS
09/11/25	Vehicle Fire	SB 101 AT MUREAU	E125 arrived on scene of a vehicle fire with the engine burning only. E125 extinguished the fire and allowed the passengers to retrieve their belongings. CHP arrived on scene and E125 cleared. No persons injured. Unknown on what caused the fire.	Property: \$6,500.00 Contents: \$0.00
09/22/25	Structure Fire	3832 MOUNTAIN SHADOWS Rd	<p>Neighbor called for smell of smoke and stated that construction workers have been working in the garage.</p> <p>Upon arrival the workers had a wooden table with charring on the driveway. They stated that they just arrived to the job site and they had been working last night and everything was fine, when they opened the garage in the morning there was a wooden table on fire and smoldering in the garage.</p> <p>They extinguished the fire and could not figure out how the fire started. We did see some cleaning solvents and asked if they left any rags with solvent in the garage. They stated they did not leave any rags with solvent in the garage.</p> <p>House has alot of smoke residue and soot all over the walls and ceiling of the garage and first story of the home. We used the TI and did not find any heat sources.</p>	
			<b>TOTAL:</b>	<b>Property: \$6,500.00</b> <b>Contents: \$0.00</b>

## OTHER INCIDENTS:

DATE	TYPE	ADDRESS	NOTES	LOSS
09/23/25	Haz Cond	3445 OLD TOPANGA Cyn	Electrical wiring/equipment problem, other	

- 6 Snake related calls in September



CITY of CALABASAS

**PUBLIC SAFETY COMMISSION SPECIAL MEETING MINUTES  
CITY OF CALABASAS, CALIFORNIA  
COUNCIL CHAMBERS  
MONDAY JULY 28, 2025, 6:00 PM**

**CALL TO ORDER**

Chair Boucher called the meeting to order at 6:03 p.m.

**ROLL CALL**

Present: Chair Boucher, Commissioners Cameron, Chilco, Citron, and Slatoff

Absent: Commissioner Piraino, and Student Commissioner Weintraub

Staff

Present: Michael Dyer and Sonia Castro

**PLEDGE OF ALLIGIANCE**

Chair Boucher led the Pledge of Allegiance.

**APPROVAL OF AGENDA**

**MOTION**

Commissioner Cameron moved and Commissioner Chilco seconded a motion to approve the agenda. **Motion carried unanimously.**

**PRESENTATIONS**

**1. Sheriff's Department Report**

Deputy De Matteo presented the Sheriff Crime Reports from April 2025 – June 2025.

**2. California Highway Patrol Report:** Item continued to next meeting Monday, October 27, 2025.

**3. Fire Department Report**

Assistant Chief Drew Smith presented the Fire Department reports from April 2025 – June 2025.

**ANNOUNCEMENTS**

**PUBLIC COMMENTS - NONE**

**CONSENT CALENDAR**

The Consent Calendar consisted of the following item:

**4. Meeting Minutes**

**MOTION**

Commissioner Slatoff moved and Commissioner Citron seconded a motion to approve the minutes of the Special Public Safety Commission Meetings on May 5, 2025 and June 4, 2025. **Motion carried unanimously.**

## **CONTINUED BUSINESS – NONE**

### **VERBAL REPORTS**

#### **5. Subcommittee Reports - (Chair Boucher)**

During the meeting, the Commission elected to forgo Item 5, "Subcommittee Reports," in order to engage in an open discussion regarding ad hoc committees, including their formation, areas of focus, and duration necessary to accomplish their assigned objectives. Discussion was informational; **no action was taken.**

#### **6. Public Safety and Emergency Preparedness report (Michael Dyer and Sonia Castro)**

Public Safety staff presented the Public Safety & Emergency Preparedness Report. Information only; **no action was taken.**

#### **7. Future Agenda Items**

- Discussion of potential training event and Preparedness Expo.

Commissioner Slatoff led a discussion regarding potential upcoming public safety and emergency preparedness events within the community, including a possible training session and Preparedness Expo. The discussion was informational only; **no action was taken.**

### **ADJOURN**

#### **MOTION**

Commissioner Chilco moved and Commissioner Slatoff seconded a motion to adjourn the meeting. **Motion carried unanimously.** The meeting was adjourned at 7:35 PM.

The next regularly scheduled meeting of the Public Safety Commission is scheduled on Monday, October 27, 2025 at 6:00 pm in the Council Chambers.



CITY of CALABASAS

**PUBLIC SAFETY COMMISSION AGENDA REPORT**

---

**DATE:** OCTOBER 24, 2025

**TO:** MEMBERS OF THE PUBLIC SAFETY COMMISSION

**FROM:** SONIA CASTRO, PUBLIC SAFETY AND EMERGENCY PREPAREDNESS  
COORDINATOR  
MICHAEL W. DYER, PUBLIC SAFETY AND EMERGENCY PREPAREDNESS DIRECTOR

**SUBJECT:** PUBLIC SAFETY AND EMERGENCY PREPAREDNESS REPORT

**MEETING**

**DATE:** OCTOBER 27, 2025

---

**EMERGENCY PREPAREDNESS OUTREACH/TRAINING**

The Public Safety and Emergency Preparedness Department continues to promote community awareness and readiness by engaging residents through education, outreach, and hands-on training. The Department has participated in multiple community events throughout the year, distributing Resident Emergency Preparedness Guides and supporting Emergency Preparedness in Calabasas (EPIC) in coordinating the FRS radio distribution program to help residents stay connected during emergencies such as wildfires and power outages.

In 2025, staff participated in four major community events including the LASD Malibu/Lost Hills Station Open House (April 26), National Night Out (August 5), and the Calabasas Pumpkin Festival (October 19), as well as hosting two CERT training completions, and the City's annual Wildland Fire webinar held on September 18 2025.

The City of Calabasas is also scheduled to host and participate in the upcoming **"Be Prepared" Safety Fair**, presented by **Assemblymember Jacqui Irwin and Supervisor Lindsey Horvath**, on **Saturday, November 1, 2025, from 10:00 a.m. to 1:00 p.m.** at the Calabasas Community Center. The City continues to partner and support this regional public safety outreach event, further reinforcing its commitment to community preparedness and collaboration with local partners.

**COMMUNITY EMERGENCY RESPONSE TEAM (CERT) TRAINING**

The City of Calabasas in partnership with the **Los Angeles County Fire Department (LACOFD)**, hosted the hands-on **final sessions** of the CERT Hybrid Training on August 23-24, 2025, at the Calabasas Community Center. A total of 17 participants graduated, each receiving a certificate of completion and CERT backpack.

**ANNUAL EOC TRAINING**

To build upon on lessons learned from recent wildfires, the City's annual Emergency Operations Center (EOC) training was held on September 30, 2025 for all assigned staff.

EPIC personnel worked closely with the Communications Section during the training, which received positive feedback.

### **MASS NOTIFICATION**

The City has implemented a new and improved mass emergency notification system called **Genasys Alert**. All designated staff members have completed training on this system. As a result, the City will **discontinue the use of Finalsite Connect** as its emergency alert platform. We encourage all residents to **register or update their accounts** on the new platform by visiting: <https://calabasasalerts.genasys.com/portal>.

As part of the system's rollout, the City will conduct three scheduled **test notifications** by evacuation zone on **November 17, 18, and 19, 2025**. These tests are intended to ensure system reliability and familiarize residents with the new alert platform. Additional details and reminders will be shared through the City's official communication channels, including the Mayor's Newsletter, social media, and other community outreach platforms.

### **EOC EQUIPMENT**

Additional Emergency Operations Center (EOC) equipment has been purchased, including five Starlink Mini devices, laptops, binders, and office supplies for each assigned section of the EOC.

### **FIREWISE COMMUNITIES**

The City of Calabasas continues to embrace the NFPA FIREWISE USA program, maintaining its own dedicated website at [calabasasfirewise.com](http://calabasasfirewise.com). In partnership with **Emergency Preparedness in Calabasas (EPIC)**, we have assisted **14 communities** in achieving official FIREWISE community status, with several additional applications pending.

The FIREWISE program has a monthly newsletter, follow-up FIREWISE presentations to homeowners associations (HOAs), home hardening inspections, and a home hardening rebate program for residents, which is scheduled to launch November 1, 2025.

We would like to remind all participating communities that the **Firewise USA® renewal deadline** is **November 21, 2025**. This annual **renewal is required** for communities to maintain their "**in good standing**" status for the 2026 program year. Communities must submit their annual renewal applications through the **Firewise USA® portal** by this date.

Firewise resident leaders can visit the Calabasas Firewise website <https://calabasasfirewise.com/> and select the "**Firewise**" dropdown menu for **step-by-step instructions** on completing the renewal application.

### **COMMUNITY WILDFIRE PROTECTION PLAN (CWPP)**

The City is working with a contractor and a development team made up of key stakeholders to develop a Community Wildfire Protection Plan (CWPP). A CWPP is a collaborative strategy to reduce wildfire risks and protect communities, property, and natural resources. It involves residents, community leaders, HOAs, fire personnel, and other stakeholders working together to create a plan that addresses specific local wildfire risks. CWPPs act as a roadmap for wildfire prevention and management, guiding communities in reducing risks and improving their resilience to wildfire events. The expected project completion date is June 2026.

### **WILDLAND FIRE WEBINAR**

The City's annual Wildland Fire webinar was held on September 18 2025. County fire personnel provided presentations on the current fire season. Presentations on FIREWISE

communities and Emergency Preparedness in Calabasas (EPIC) were also be delivered by City public safety staff and EPIC.

### **FEMA DISASTER CLAIMS**

The City continues to work closely with the Federal Emergency Management Agency (FEMA) and the California Governor's Office of Emergency Services (Cal OES) on Requests for Public Assistance (RPAs) related to prior disaster declarations, including FEMA-DR 4683 (2023) and FEMA-DR 4769 (2024), as well as the current wind and wildfire incident under FEMA-DR 4856 (2025).

### **STATE BOARD OF FORESTRY FIRE RISK REDUCTION COMMUNITY STATUS**

The Fire Risk Reduction Community List, as mandated by the Public Resources Code is "a list of local agencies located in a state responsibility area or a very high fire hazard severity zone...that meet best practices for local fire planning." Currently, the City is currently recognized on this list through 2026 and recently received approval for recognition through 2028.

### **SPECIAL PROJECTS**

Staff is working on large projects to enhance security and resiliency at City facilities. New security camera systems are being explored for facilities and transportation routes. Additional generators are also being considered to improve resiliency at City facilities.

### **FUELS REDUCTION PROJECTS**

Staff is working with LACOFD and MRCA to identify and implement several key fuels reduction projects in the City of Calabasas that abuts MRCA land thereby increasing the buffer zone and reducing the continuity of fuel running into several key communities.

### **GRANTS**

Public Safety and Emergency Preparedness (PSEP) was awarded an additional \$250,000 from the Santa Monica Mountains Conservancy (SMMC) for fuels reduction, Emergency Preparedness in Calabasas (EPIC) Fire Safe Council preparedness projects, and the home hardening rebate program.

Additional grant applications have been submitted to:

- CAL FIRE – for fuels reduction

### **CITY OF CALABASAS AND EMERGENCY PREPAREDNESS IN CALABASAS (EPIC) PARTNERSHIP**

The partnership between the City and Emergency Preparedness in Calabasas (EPIC) has provided significant benefits to Calabasas residents, including:

- 1383 downloads of the app
- 473 sets of FRS radios distributed
- 14 communities achieving Firewise Community in Good Standing status
- Approximately 150 (roughly) home ignition zone evaluations completed